

# Tips To Prepare Rental Walk-Through Checklist



One of the most important steps before moving into a rental house is to prepare a walk-through checklist in order to assess its condition.

A check-list should consist of following:

01

Check the kitchen's condition i.e. burners, fridge, freezer, dishwasher, sink, etc.




02

Check the bathroom i.e. shower, sink, drainage, flush, tiles and light fixtures.




03

Inspect the entire apartment/house and check electrical outlets, doors, windows, carpet condition, walls, paint, etc.




04

Bring a camera to document the condition of the rental with photographs.



05

Look for rodent or insect infestation.



06

Check the security system by inspecting locks, carbon monoxide and smoke detectors, etc.



[www.realstarmanage.com](http://www.realstarmanage.com)

REAL Star Property Management, LLC

3901 E Stan Schlueter Lp, Ste 100,  
Killeen, TX 76542

Phone: (254) 693 - 7850



Image Source: Designed by Freepik